



# SOL LEVANTE

RISE TO A NEW LIFESTYLE

DUBAI | JUMEIRAH VILLAGE TRIANGLE



# RISE TO A NEW LIFESTYLE

MORE THAN A DISTANT LINE, THE HORIZON IS WHERE YOUR FUTURE TAKES SHAPE.

It is a space of endless possibilities, where imagination meets reality. At Sol Levante, the horizon is an open canvas, inviting you to envision new connections, reimagine your path, and shape the life you've always dreamed of.

# DISCOVER A PLACE WHERE COMFORT, CONNECTION, AND POSSIBILITY COME TOGETHER IN THE MOST SOUGHT-AFTER COMMUNITY: JUMEIRAH VILLAGE TRIANGLE



A SEAMLESS BALANCE OF  
ARCHITECTURE, NATURE, AND  
COMMUNITY, DESIGNED TO INSPIRE  
CONNECTION AND WELL-BEING.

Sol Levante embraces the rhythm of the sun, where light and shadow shape space, dissolving boundaries between indoor and outdoor living. Expansive terraces, panoramic windows, and a dynamic multi-facility podium create an environment of openness, vitality, and harmony.

More than a residence, it is a place where modernity meets tranquility, offering a lifestyle shaped by light, connection, and new horizons of endless possibilities.





## SOL LEVANTE, A HORIZON WHERE LIGHT, SPACE, AND INSPIRATION MEET

A CONTEMPORARY RESIDENTIAL TOWER WITH RETAIL AND OFFICE SPACES, DESIGNED TO EMBRACE LIGHT, NATURE, AND URBAN LIVING.

Sol Levante rises in Jumeirah Village Triangle (JVT), a low-rise residential community, offering expansive views of the sea horizon, Bluewaters Island and Dubai Marina skyline. Designed to follow the path of the sun, its rhythmic façade plays with light and shadow, blending glass and solid elements to enhance natural illumination.

Spacious balconies, terraces, and floor-to-ceiling windows dissolve the boundary between indoor and outdoor living, creating a home filled with light and openness.

The tower is anchored by a multi-activity podium that hosts a variety of indoor and outdoor experiences, including a pool with sunken seats and jacuzzi, gym, kids' play areas, outdoor cinema, yoga studio, padel tennis court, and running track. Designed to foster a balanced lifestyle, it seamlessly integrates well-being, relaxation, and community engagement.

# A LIFESTYLE OF BALANCE AND WELL-BEING



A MULTIFUNCTIONAL PODIUM DESIGNED FOR WELLNESS, CONNECTION, AND VIBRANT LIVING, HARMONIOUSLY INTEGRATING NATURE TO ENHANCE BALANCE AND WELL-BEING.

At Sol Levante, well-being is woven into everyday life. The multifunctional podium offers indoor and outdoor spaces for all ages, including a swimming pool with sunken seating, gym, outdoor cinema, yoga area, pet-friendly zone, and a suspended running track with panoramic views.

Designed to foster social interaction and movement, these spaces create a vibrant community where wellness and connection come naturally.



## INDOOR FACILITIES



KIDS PLAY AREA



INDOOR GYM



COWORKING SPACE



PRIVATE MEETING ROOM



YOGA STUDIO



CHANGING ROOM & SPA

## OUTDOOR FACILITIES



OUTDOOR CINEMA & LOUNGE



KIDS PLAY AREA



BBQ & DINING



MULTI PURPOSE COURT



MINI GOLF



PET GARDEN



YOGA AREA



SUN LOUNGES



JACUZZI



SWIMMING POOL



KIDS POOL



SUNKEN SEATING



OUTDOOR RUN TRACK



OUTDOOR GYM




PADEL TENNIS

# LIVING SPACES DESIGNED FOR LIGHT AND HARMONY

ELEGANT, SPACIOUS, AND  
THOUGHTFULLY CRAFTED, EACH  
RESIDENCE AT SOL LEVANTE IS DESIGNED  
TO ENHANCE COMFORT, CONNECTION,  
AND EVERYDAY INSPIRATION.

Bathed in natural light and framed by expansive views, the residences at Sol Levante offer a seamless balance between elegance and functionality. Featuring floor-to-ceiling windows, spacious terraces, and open layouts, every home is designed to bring the outdoors in, creating a fluid connection between living spaces and the surrounding environment.



# UNIT PLANS LAYOUT



## 1 BEDROOM

### APARTMENT - 1A

	SQ.M	SQ.FT
INTERNAL AREA	42	450
EXTERNAL AREA	9	98
TOTAL AREA	51	548



## STUDIO

### APARTMENT - 1C

	SQ.M	SQ.FT
INTERNAL AREA	32	344
EXTERNAL AREA	8	84
TOTAL AREA	40	428



## 1 BEDROOM & STUDY ROOM

### APARTMENT - 1E

	SQ.M	SQ.FT
INTERNAL AREA	64	684
EXTERNAL AREA	16	172
TOTAL AREA	80	856



## 2 BEDROOM & STUDY ROOM

### APARTMENT TYPE - 1A

	SQ.M	SQ.FT
INTERNAL AREA	96	1031
EXTERNAL AREA	22	234
TOTAL AREA	117	1,265



## 2 BEDROOM & STUDY ROOM

### APARTMENT TYPE - 3A

	SQ.M	SQ.FT
INTERNAL AREA	99	1061
EXTERNAL AREA	80	858
TOTAL AREA	178	1,919



## 2 BEDROOM & STUDY ROOM

### APARTMENT TYPE - 2C

	SQ.M	SQ.FT
INTERNAL AREA	87	941
EXTERNAL AREA	44	472
TOTAL AREA	131	1,413



## 2 BEDROOM & STUDY ROOM

### APARTMENT TYPE - 4A

	SQ.M	SQ.FT
INTERNAL AREA	93	1001
EXTERNAL AREA	28	298
TOTAL AREA	121	1,299





# RETAIL

RETAIL SPACE - G06


	SQ.M	SQ.FT
TOTAL AREA	157	1692



# OFFICES

OFFICE SPACE - 108

	SQ.M	SQ.FT
TOTAL AREA	126	1360



# FLEXIBLE COWORKING SPACES & OFFICES

AT SOL LEVANTE, WORK IS FLEXIBLE, ELEGANT, AND SEAMLESS.

Residents enjoy exclusive coworking spaces, while private offices offer a professional and refined environment, accessible through a dedicated lobby for an exclusive arrival experience.



Flexible coworking spaces



Private offices lobby

## AIRPORTS

Al Maktoum International Airport (DWC) - 25 min  
Dubai International Airport (DXB) - 30 min

## POINT TO GO

0. Dubai Fountain, Burj Khalifa - 20 min
1. The Walk JBR - 20 min
2. Palm Jumeirah - 22 min

## ATTRACTIONS

3. Dubai Miracle Garden - 9 min
4. Motiongate Theme Park - 28 min
5. Legoland Dubai - 28 min

## SCHOOL

6. JSS International School - 7 min
7. Sunmarke School - 4 min
8. GEMS Founders School - 10 min

## MALLS

9. Mall of the Emirates - 15 min
10. Dubai Mall - 20 min
11. Circle Mall - 4 min

## GOLF CLUBS


12. Montgomerie Golf Course - 20 min
13. Jumeirah Golf Estates Golf Course - 15 min

## HOTELS

14. The First Collection at Jumeirah Village Circle - 7 min
15. FIVE Jumeirah Village Hotel - 6 min
16. HE Hotels - 4 min



A PLACE WHERE  
HORIZONS EXPAND



NESTLED IN THE HEART OF DUBAI, JUMEIRAH VILLAGE TRIANGLE (JVT) BLENDS MODERN CONVENIENCE WITH SUBURBAN CHARM, OFFERING FAMILIES, YOUNG COUPLES, AND SOLO RESIDENTS A SERENE YET CONNECTED LIFESTYLE WITH ENDLESS OPPORTUNITIES FOR GROWTH.

#### SEAMLESS CONNECTIVITY & URBAN CONVENIENCE

Positioned for effortless access to Al Khail Road and Sheikh Mohammed Bin Zayed Road, Sol Levante ensures seamless connectivity across Dubai. Within the community and nearby areas, residents enjoy a full range of amenities and essential services, including schools, healthcare facilities, parks, and malls—all just minutes away—creating a well-connected and convenient lifestyle.

#### A VISION FOR THE FUTURE

Jumeirah Village Triangle is not just a place to live—it's a growing investment opportunity. With continuous development and enhanced infrastructure, the community continues to add value for residents and investors alike.

#### SCHOOL

- 6. JSS International School - 7 min
- 7. Sunmarke School - 4 min
- 17. Arcadia British school - 2 min
- 18. Redwood Montessori Nursery - 4 min
- 19. Jumeirah International Nursery - 4 min

#### MALLS

- 11. Circle Mall - 4 min
- 22. Alkhail Avenue Mall - 4 min

#### HEALTH

- 23. LIFE Medical Centre - 10 min
- 24. Mediclinic Me'aisem - 9 min
- 25. Saudi German Hospital - 15 min
- 26. NMC Specialty Hospital- 6 min

#### PARKS

- 27. JVT Community Park - 5 min
- 28. JVT Big Park - 2 min

#### HOTELS

- 14. The First Collection at JVC - 7 min
- 15. FIVE Jumeirah Village Hotel - 6 min
- 16. HE Hotels - 4 min
- 20. Novotel JVT - 2 min
- 21. Address Montgomerie - 7 min



# CRAFTING SPACES, INSPIRING LIVES

# SOL

SOL PROPERTIES, CULTIVATED UNDER THE PATRONAGE OF THE BHATIA GROUP SINCE 1975, EMERGES AS A VISIONARY IN DUBAI'S PROPERTY DEVELOPMENT SECTOR, WITH A PORTFOLIO OF OVER 250 TRANSFORMATIVE PROJECTS.

**50 YEARS**  
of experience

**OVER 250**  
developments delivered

As a guiding light for those seeking a brighter life, SOL fosters growth and vibrancy through innovative environments. More than just property, SOL combines creative ingenuity and architectural excellence to craft luxury living experiences. From luxury apartments in Dubai, luxury hotels chains, site developments to government ventures, each project showcases our unwavering commitment to innovation. Our people, the creative forces behind our endeavors, shape a new narrative for elevated living.



# SOL LEVANTE PAYMENT PLAN

## BEDROOM

## SIZES

STUDIO	420 - 440
1 BEDROOM	578 - 578
1 BEDROOM & STUDY ROOM	842 - 1,132
2 BEDROOM & STUDY ROOM	1,253 - 3,178

## INSTALLMENT

## %

## MILESTONE

BOOKING	10%	IMMEDIATE
DOWN PAYMENT	10%	WITHIN 30 DAYS OF BOOKING
1ST INSTALLMENT	7.5%	6 MONTHS FROM SPA
2ND INSTALLMENT	7.5%	12 MONTHS FROM SPA
3RD INSTALLMENT	7.5%	18 MONTHS FROM SPA
4TH INSTALLMENT	7.5%	24 MONTHS FROM SPA
FINAL INSTALLMENT	50%	ON HANDOVER (3RD QUARTER 2028)
TOTAL	100%	



# SOL LEVANTE

RISE TO A NEW LIFESTYLE

# SOL

[SOLPROPERTIES.AE](http://SOLPROPERTIES.AE)

**800-765-1** TOLL FREE TELEPHONE